



BenQ Group

SunForte PM096B00

Mono-Crystalline Photovoltaic Module



Power Range
325 ~ 335 Wp



Highly Strengthened Design
Module complies with advanced loading tests
to meet 5400 Pa loading requirements



Resistance to Salt Corrosion and Humidity
Module complies with IEC 61701: Salt Mist
Corrosion Testing



Back Contact Cells
No string in the front side enhances light
conversion space



IP-67 Rated Junction Box
Advanced water and dust proof level



PID-Free



Superior Performance at High Temperatures
Less power loss in hot weather conditions due
to the low temperature coefficient



SunForte PM096B00 (325 ~ 335 Wp)

Electrical Data

Typ. Nominal Power P_N	325W	327W	330W	333W	335W
Typ. Module Efficiency	19.9%	20.1%	20.3%	20.4%	20.6%
Typ. Nominal Voltage V_{mp} (V)	54.7	54.7	54.7	54.7	54.7
Typ. Nominal Current I_{mp} (A)	5.94	5.98	6.04	6.09	6.13
Typ. Open Circuit Voltage V_{oc} (V)	64.9	64.9	64.9	64.9	64.9
Typ. Short Circuit Current I_{sc} (A)	6.39	6.46	6.52	6.58	6.62
Maximum Tolerance of P_N	0 / +3%				

• Above data are the effective measurement at Standard Test Conditions (STC)
 • STC: irradiance 1000 W/m², spectral distribution AM 1.5, temperature 25 ± 2 °C, in accordance with EN 60904-3
 • The given electrical data are nominal values which account for basic measurements and manufacturing tolerances of ±10%, with the exception of P_N . The classification is performed according to P_N

Temperature Coefficient

NOCT	45 ± 2 °C
Typ. Temperature Coefficient of P_N	-0.33 % / K
Typ. Temperature Coefficient of V_{oc}	-0.26 % / K
Temperature Coefficient of I_{sc}	0.05 % / K

• NOCT: Normal Operation Cell Temperature, measuring conditions: irradiance 800 W/m², AM 1.5, air temperature 20 °C, wind speed 1 m/s

Mechanical Characteristics

Dimensions (L x W x H)	1559 x 1046 x 46 mm (61.38 x 41.18 x 1.81 in)
Weight	18.6 kg (41.0 lbs)
Front Glass	High transmission tempered glass with AR-Tech, 3.2 mm (0.13 in)
Cell	96 high efficiency back contact cells
Back Sheet	Composite film
Frame	Anodized aluminum frame
Junction Box	IP-67 rated with 3 bypass diodes
Connector Type & Cables	TE Connectivity PV4: 1 x 4 mm ² (0.04 x 0.16 in ²), Length: each 1.0 m (39.37 in)

Operating Conditions

Operating Temperature	-40 ~ +85 °C
Ambient Temperature Range	-40 ~ +45 °C
Max. System Voltage IEC/UL	1000V / 1000V
Serial Fuse Rating	20A
Maximum Surface Load Capacity	Tested up to 5400 Pa according to IEC 61215 (advanced test)

Warranties and Certifications

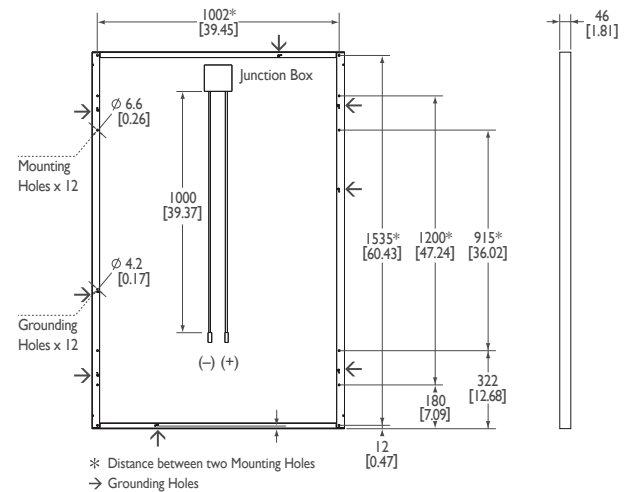
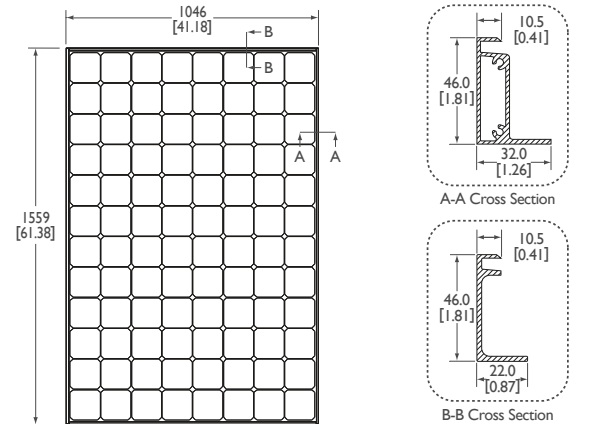
Product Warranty	Maximum 15 years for material and workmanship
Performance Guarantee	Guaranteed output of 95% for 5 years and linear degradation to 87% for 25 years
Certifications	According to IEC/EN 61215, IEC/EN 61730 and UL 1703 guidelines *

* Please confirm other certifications with official dealers

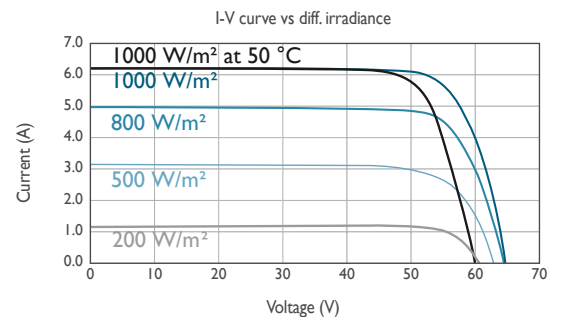
Packing Configuration

Container	20' GP	40' GP	40' HQ
Pieces per Pallet	22	22	22
Pallets per Container	6	14	28
Pieces per Container	132	308	616

Dimensions mm (inch)



I-V Curve



Current/voltage characteristics with dependence on irradiance and module temperature.



About AU Optronics

AU Optronics (AUO) is a leading global manufacturer of TFT-LCD committed to providing green solutions to its worldwide customers in a manner that is sustainable and friendly to the environment. In addition to its strengths in product and technological innovation, AUO stresses its commitment to going green and to utilizing manufacturing excellence to develop high efficiency solar solutions for residential, commercial, and utility segments.



AU Optronics Corporation

No. 1, Li-Hsin Rd. 2, Hsinchu Science Park, Hsinchu 30078, Taiwan
 Tel: +886-3-500-8899 solar.AUO.com

© Copyright September 2015 AU Optronics Corp. All rights reserved. Information may change without notice. This datasheet is printed with Soy Ink.